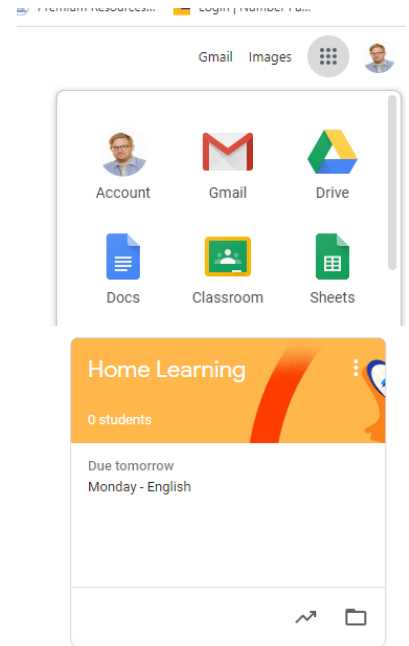


Google Classroom

-A Guide for Parents & Carers-

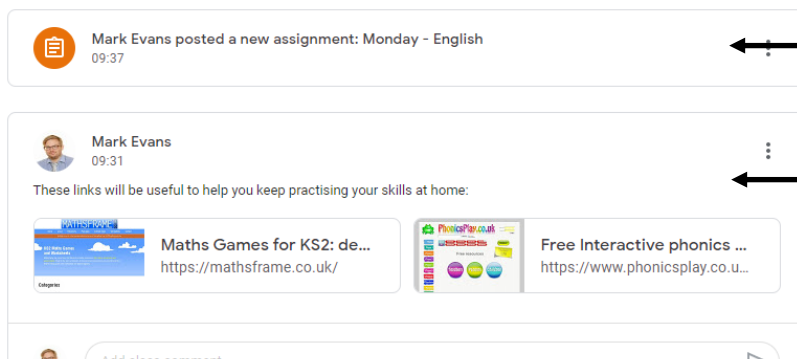
Signing In

1. Your child should have an individual login for Google provided by the school. To sign in, visit the google homepage and click on the blue 'sign in' button in the top right hand of the screen. If someone else is already signed in you may see an initial or picture here. Click on this and select 'sign in with another account'.
2. You will then see a grid of small dots. Click on this and select 'Classroom'.
3. Select the correct classroom by clicking on the title (if you see more than one). You may need to click on the 'join' button if accessing for the first time.



Accessing work

Your child's class teacher will post information about work and tasks to be completed. Sometimes this may also include links to websites and videos to be viewed. We will be sharing the majority of work as simple posts for children to complete in their home learning books.



← Posts which contain assignments to be completed online look like this.

← Posts which are used for sharing links and information look like this.

Work that has been set will appear on the class stream, with the most recent piece of work set first. The class teacher will make it clear whether this is a maths or English task and the date that the work has been set. They will also provide instructions for how to complete it along with access to any worksheets, presentations, videos or websites that will be needed. Accessing these documents is as simple as clicking on it. They should open automatically and can also be downloaded and saved if needed.


These tasks should be completed in children's home learning books.


If you have a specific question relating to the work set, you can comment on the post. If your problem is more general then please email ithelp@oldparkprimary.com.

Completing assignments (if needed)

1. Click on the title of the post to access the assignment. You will see the instructions needed to complete the task along with any other materials that will be useful. If you need to ask a question about the assignment then you can also do this by posting a private comment. When you have completed the work, click the blue 'hand in' button.



Year 3 class work


 **Ancient Greece**

 Mark Evans 4 Feb



Use the template to create your presentations. Remember that you only need a short title and then some pictures to help you make your points.

1 class comment

 
we liked the work! good job!

 Add class comment...


Your work Assigned

  X
Google Slides

+ Add or create

Hand in




Private comments





 Add private comment...

2. Class teachers will respond to the work that has been submitted. You will see this feedback at the side of the screen once your teacher has marked it. You can also make changes to work at this point and press 'resubmit' if you need to.



You can also see all of work assigned in one place by clicking on the 'classwork' header.

Stream **Classwork** People

 View your work  Google Calendar  Class Drive folder

 Ancient Greece  1	No due date
 Dice Activity	No due date
 Chocolate Questionnaire	No due date


Your work Returned


  X
A...

+ Add or create

Resubmit


1 private comment

 Mark Evans 10:52
Great work!


 Add private comment...


N.B. You can also attach photographs and other files if you have completed the work in your home learning book or on a different device. Use add or create button to do this.


Your work Assigned

 test user - Blank d... X
Google Docs


+ Add or create


 Google Drive


 Link


 File

Create new

 Docs

 Slides

 Sheets

 Drawings